

# Box of Broadcasts

Recording and Sharing TV and Radio Programmes Online

## Contents

---

Contents.....	1
Introduction.....	2
How to Access BoB.....	2
Using BoB.....	2
Video Sharing Options.....	3
Using BoB Videos with PowerPoint.....	4
Getting MP4 and MP3 Versions of Broadcasts.....	6

## Introduction

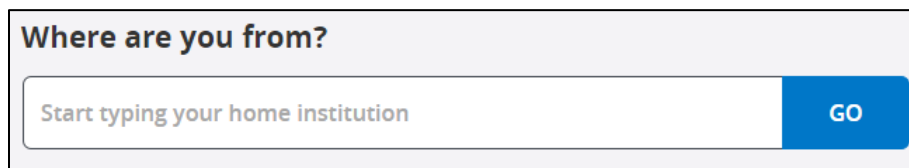
---

Box of Broadcasts (BoB) is an online service which makes it easy for you and your students to access and share recordings from TV & Radio.

## How to Access BoB

---

You can access BoB by going directly to the [BoB website](#). Select 'Sign In' and start typing 'Edge Hill University' into the 'Where Are You From?' box. Select 'Edge Hill University' from the list that appears. Finally select the 'Go button.



The image shows a search interface with a light gray header containing the text "Where are you from?". Below the header is a white search input field with the placeholder text "Start typing your home institution". To the right of the input field is a blue button with the text "GO" in white capital letters.

You will then be prompted to type in your Edge Hill username and password.

## Using BoB

---

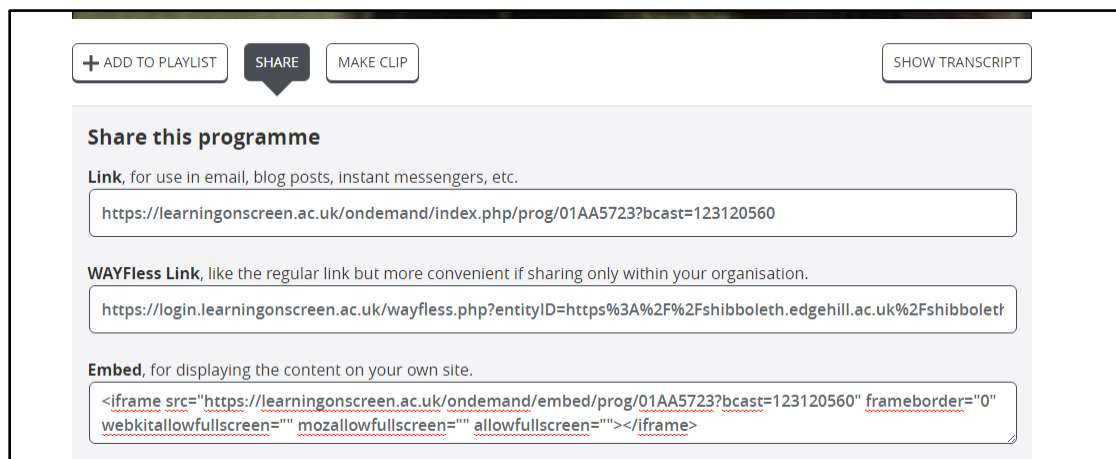
Learning on Screen have [a collection of videos that show you how to use BoB](#) and a [PDF overview](#). These cover most things that you will need to know, while the information in the remainder of this document covers other things we've been asked about.

## Video Sharing Options

---

BoB provides options for you to share the video, and these can be used to share the video within Blackboard.

Under each video there is 'Share' button. Clicking on this gives you three options for sharing – Link, WAYFless Link, and Embed.



The screenshot shows a video player interface with a 'SHARE' button highlighted. Below the player, there is a 'Share this programme' section with three options: 'Link', 'WAYFless Link', and 'Embed'. Each option includes a brief description and a corresponding URL or code snippet.

**+ ADD TO PLAYLIST** **SHARE** **MAKE CLIP** **SHOW TRANSCRIPT**

**Share this programme**

**Link**, for use in email, blog posts, instant messengers, etc.  
`https://learningonscreen.ac.uk/ondemand/index.php/prog/01AA5723?bcast=123120560`

**WAYFless Link**, like the regular link but more convenient if sharing only within your organisation.  
`https://login.learningonscreen.ac.uk/wayfless.php?entityID=https%3A%2F%2Fshibboleth.edgehill.ac.uk%2Fshibboleth`

**Embed**, for displaying the content on your own site.  
`<iframe src="https://learningonscreen.ac.uk/ondemand/embed/prog/01AA5723?bcast=123120560" frameborder="0" webkitallowfullscreen="" mozallowfullscreen="" allowfullscreen=""></iframe>`

The WAYFless link will be the easiest for students to use to access the video, while the Link and Embed options will require students to go through a process of navigating to log in pages, and so are not recommended.

## Using BoB Videos with PowerPoint

---

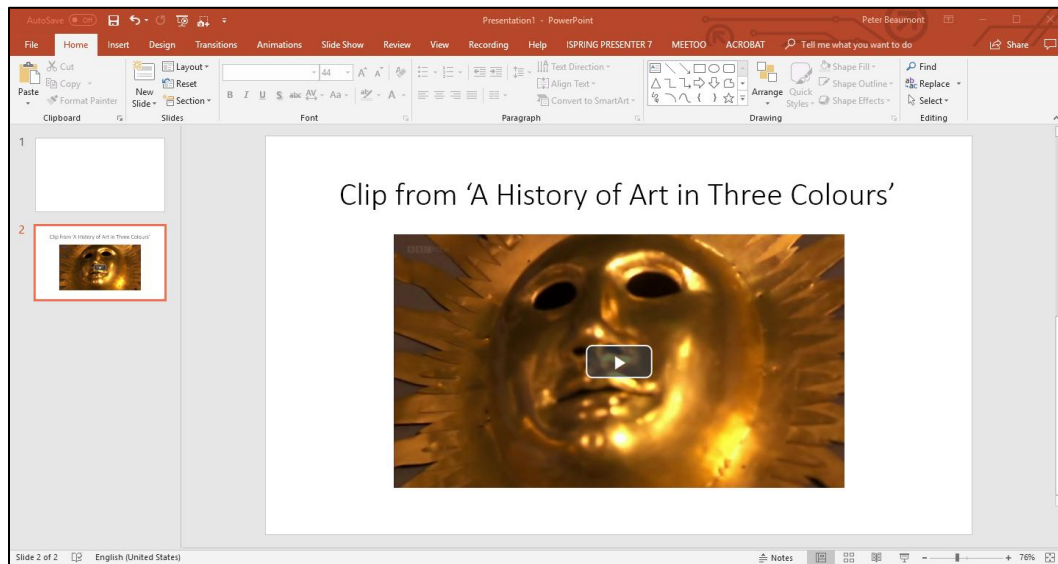
Because BoB is not a publicly available resource like YouTube, for example, it is more difficult to include in your presentations. Rather than embedding a BoB video in PowerPoint, you will need to link to the video from a slide.

You could create a link on some text or you can use an image, such as the image from the title page for the video.

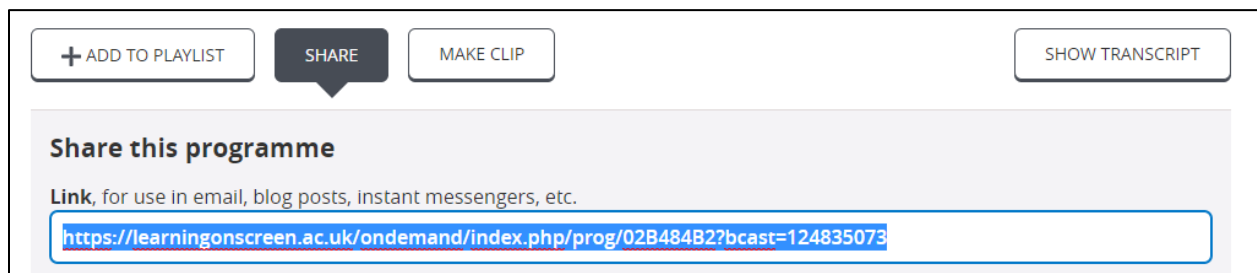


On Windows you can copy part of your screen by holding down the 'Shift' + 'Windows' keys and pressing 'S'. When an opaque overlay appears over your screen, click the left mouse button and drag to select part of the screen.

Paste the screen shot on to your PowerPoint slide.



Copy the link from BoB. Use the Link, not the WAYFless link, in this case.



Right click on the image in PowerPoint and select 'Link' from the dropdown menu.

Paste the video link into the 'Address' box and then select 'OK'.

You will need to log into BoB in a web browser before you start your presentation.

When PowerPoint is in Slide Show mode, you will be able to click on the image to open the link in the default web browser.

## Getting MP4 and MP3 Versions of Broadcasts

---

It is possible to get MP4 versions of TV broadcasts or MP3 versions of radio programmes, although Edge Hill University can only request 24 individual broadcasts per year.

Our video [‘Ordering Off-Air Recordings as MP4s or MP3s’](#) goes through the process.