



DRAGONS OF THE POOL

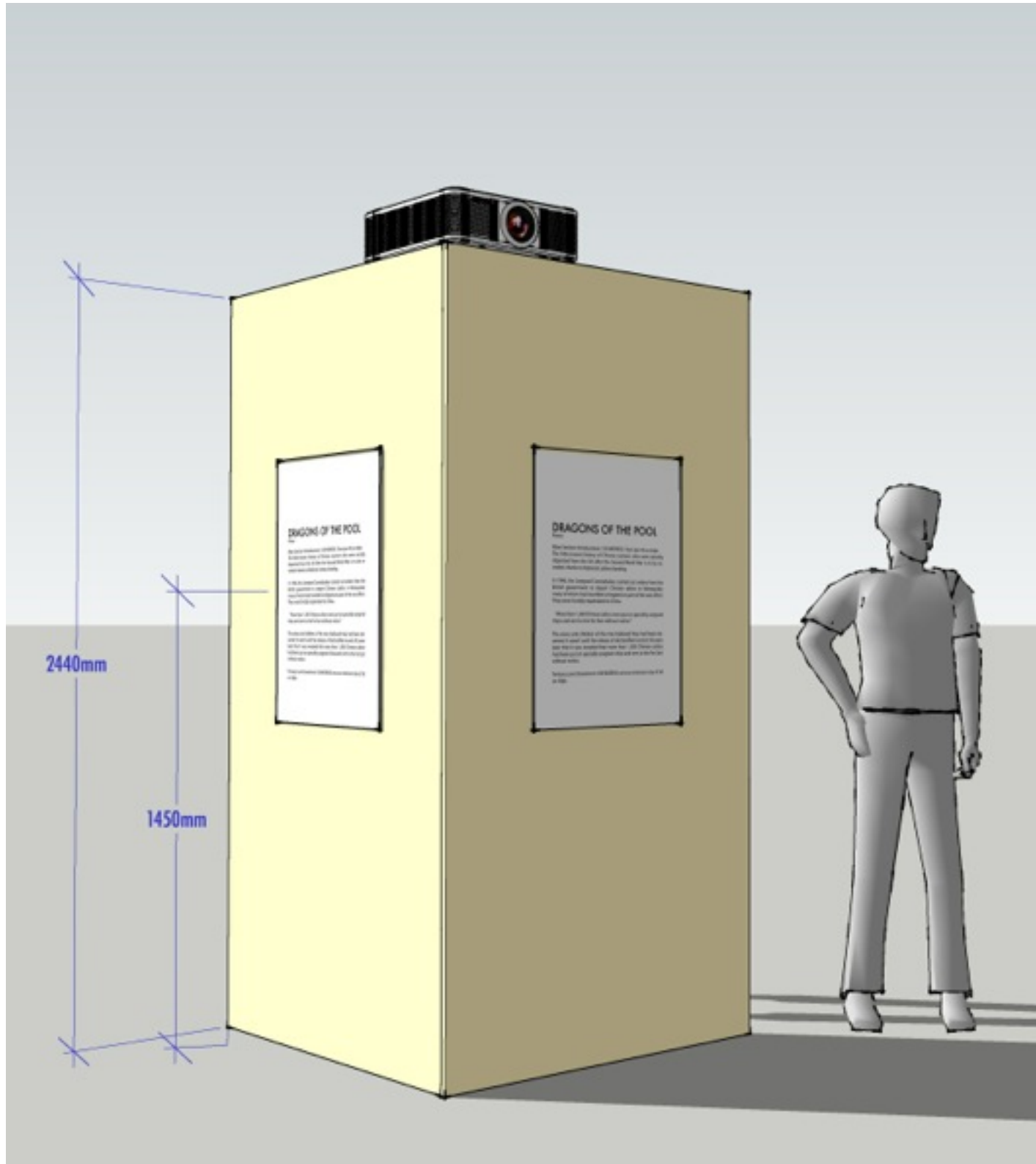
EXHIBITION LAYOUT

UPDATED:
V.2 9/1/17

PREPARED FOR
ROSA FONG

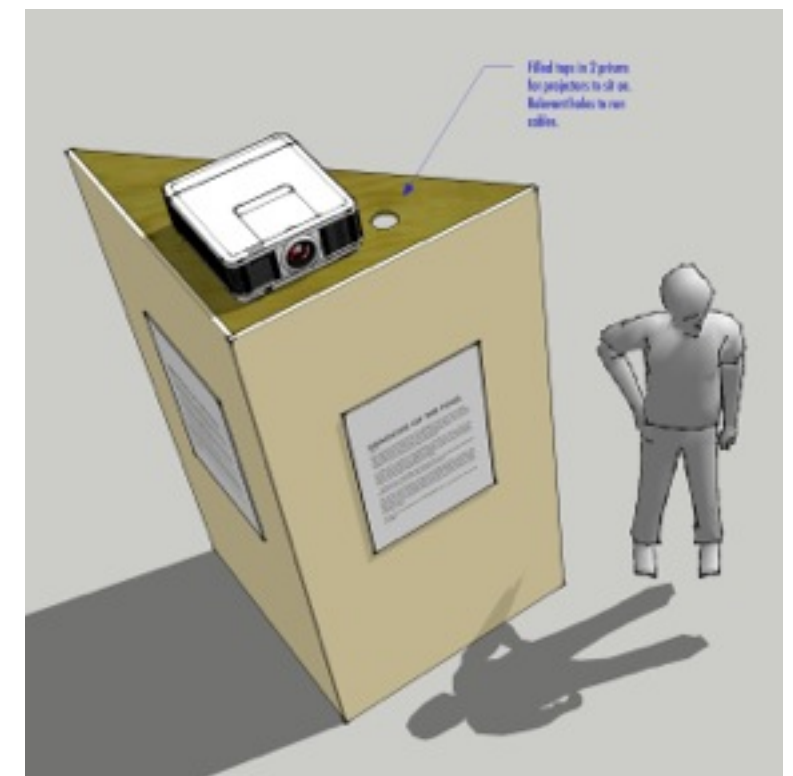
DRAGON OF THE POOL DOCUMENT | CONTENTS | V.2

1. 4 x TRIANGULAR PRISM DISPLAYS | 6 or 7 BIOGRAPHIES PANELS
2. INTRODUCTION GRAPHIC PANEL | VINYL LETTERING "SOUND BITES"
3. PROJECTION | DAVID YIP INTRO
4. SLIDE SHOW | BERT HARDY PHOTOGRAPHS & MARITIME MUSEUM POSTERS
5. 15x BERT HARDY PHOTOGRAPHS | INFORMATION PANEL
6. 3x FREE STANDING COAT & HAT MANNEQUINS | INBUILT CHINESE WHISPERS SPEAKERS
7. 2 x 52" SCREENS | HEADPHONES
8. AUDIENCE FEEDBACK BOTTLE | BOOK DISPLAY

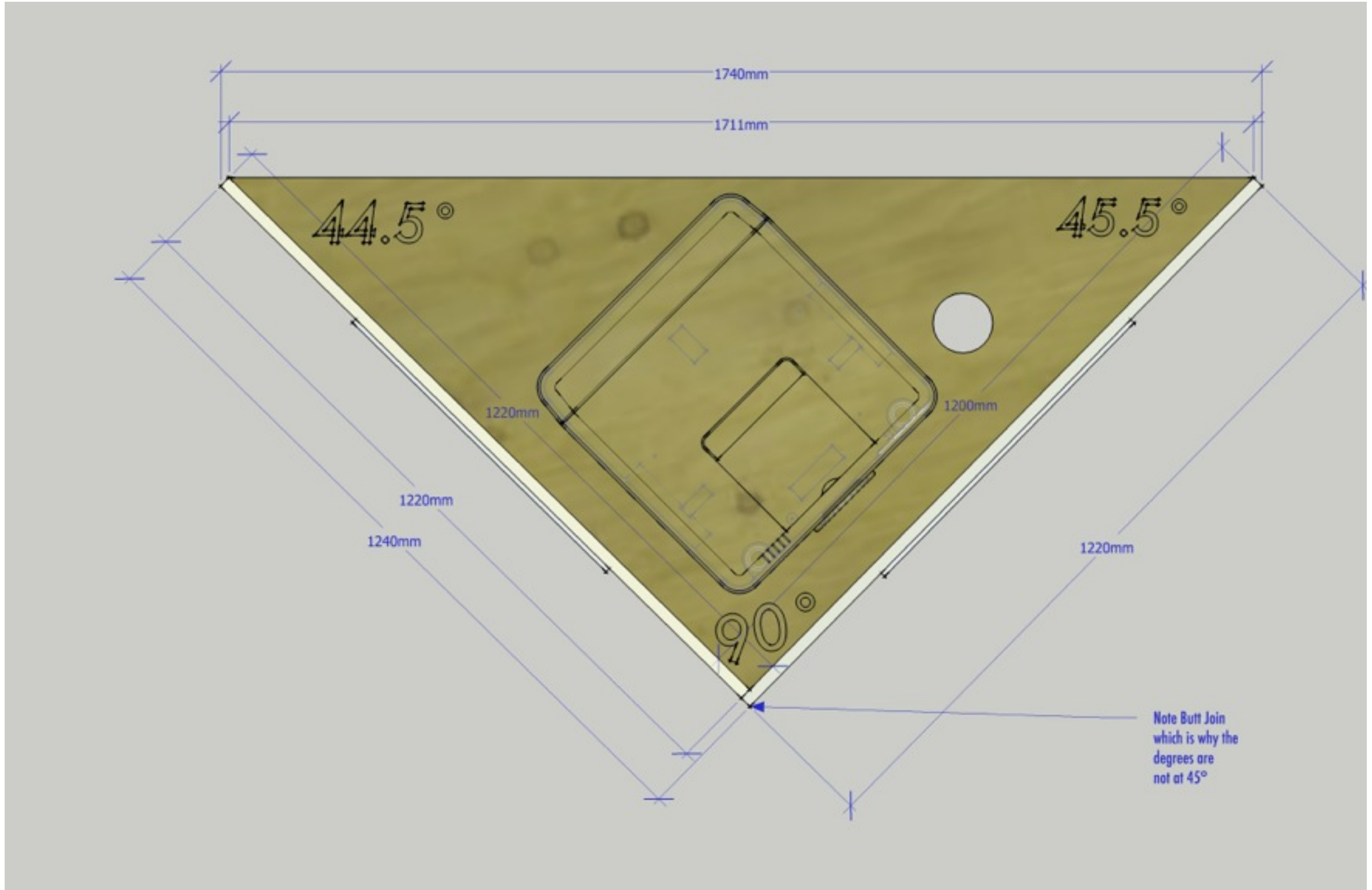


SKETCHES | 4x TRIANGULAR PRISMS | 6 or 7 BIOGRAPHIES

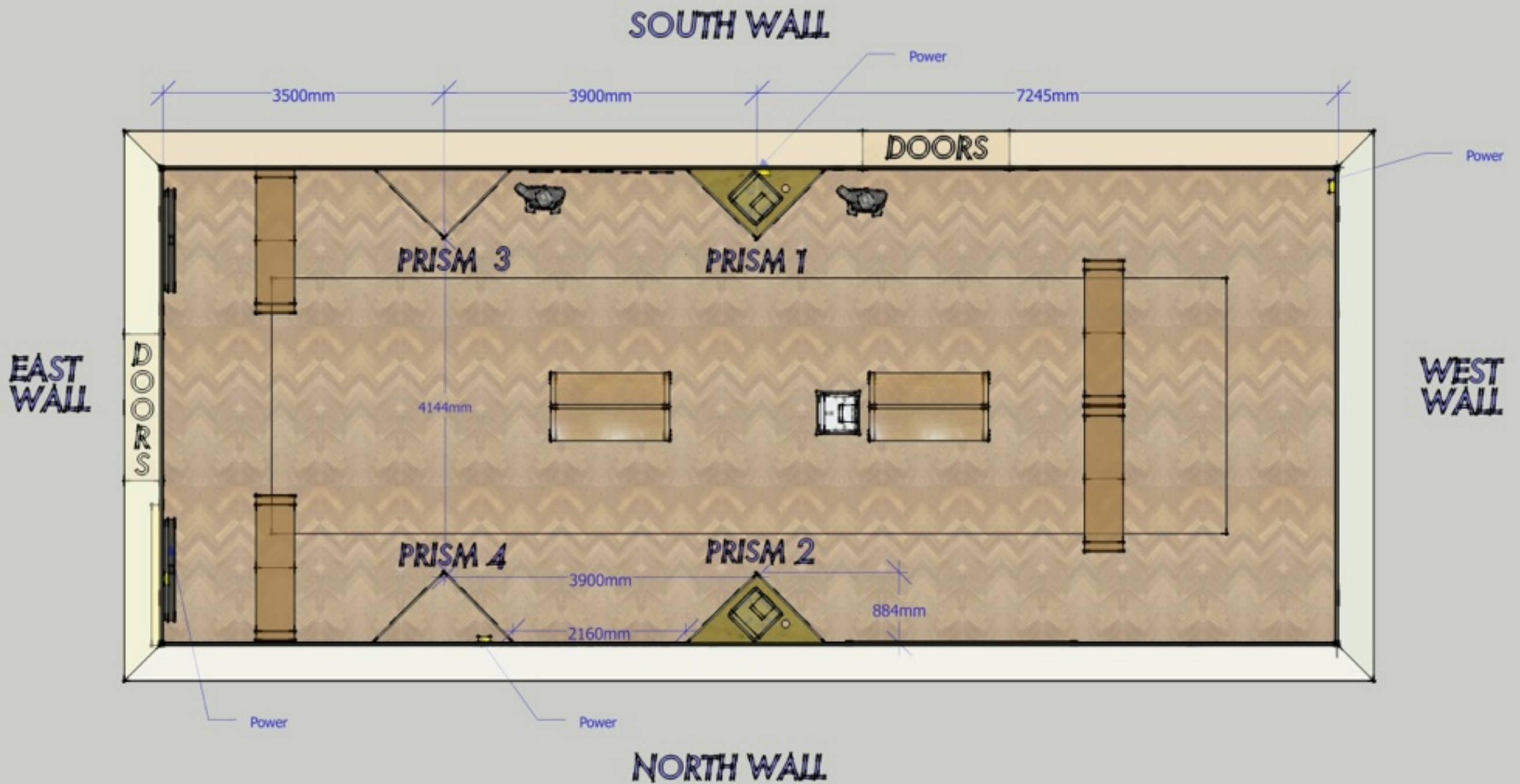
1. 6 or 7 Biography Panels. Fixed to the face of triangular prisms. Panel Size A1. Colour black writing on white 10mm foamex? RF - overs seeing this. Fixing method TBC
2. Constructed using the existing 8ft by 4ft Williamson Gallery (WG) flats.
3. Consideration to extra construction on two of the prisms to create platforms on top for projectors to sit on. (Would WG construct these?).
4. Painting of flats - colour matching to the gallery walls (Would WG provide these painted?)



1. DRAGONS OF THE POOL | 4 X TRIANGULAR PRISM DISPLAYS



1. DRAGONS OF THE POOL | 4 X TRIANGULAR PRISM DISPLAYS PLAN VIEW



1. DRAGONS OF THE POOL | 4 X TRIANGULAR PRISM DISPLAYS ON GALLERY

VINYL LETTERING | SOUND BITE



3D RENDER | INTRODUCTION GRAPHIC PANEL

1. Positioned by the North West wall entrance on the face of a triangular display prism.
2. Panel size A1 to include introduction / conclusion text, acknowledgements and any logos etc... RF - overseeing this. Fixing method TBC.
3. We would like to introduce a number of Vinyl lettering soundbites. Ideally positioned above head height to avoid being picked off.
4. Installation of vinyl lettering to be discussed with WG due to specialised skill to install.

2. DRAGONS OF THE POOL | INTRODUCTION PANEL

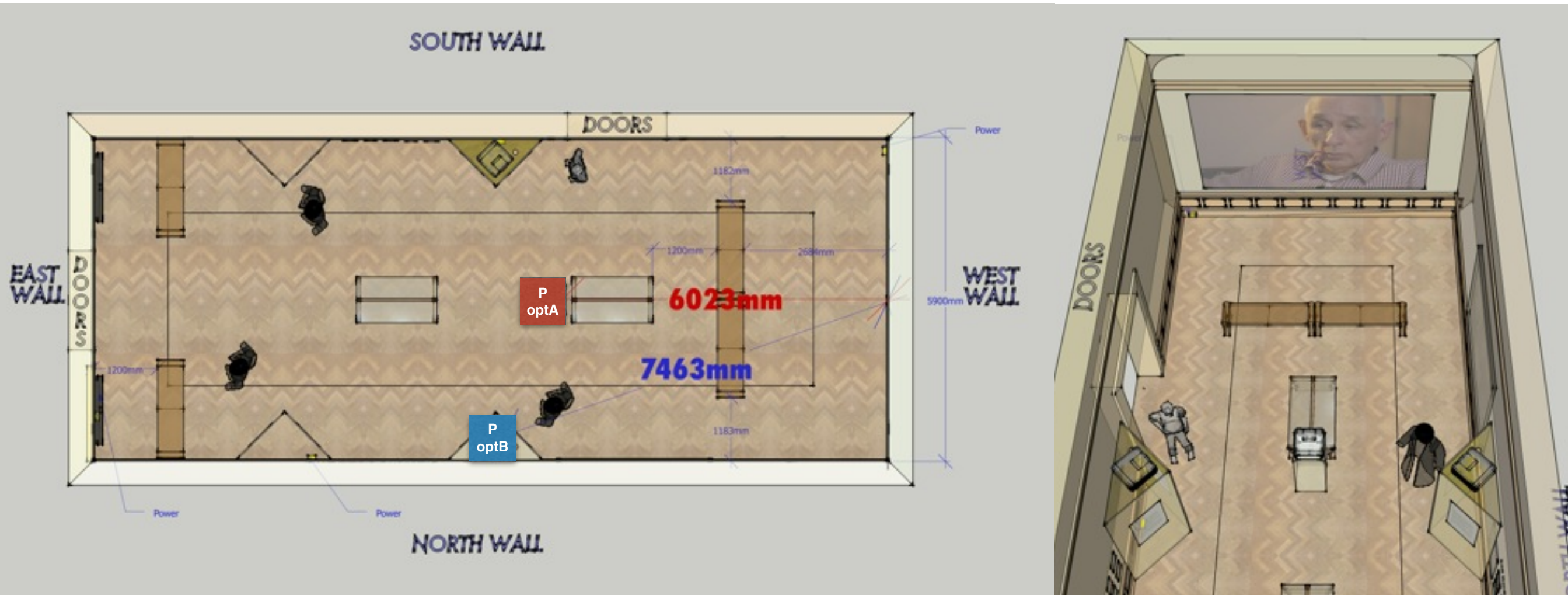


3D RENDER | WEST WALL PROJECTION

- 1. Film with David Yip Introduction.
- 2. 2 x WG benches placed together centrally 2m68 from the West wall with an approximate 1m20 peripheral aisle allowance.
- 3. No extra physical information panel. Any explanation within the footage being projected.
- 4. Position of projector 2 x options. See OTP



3. DRAGONS OF THE POOL | WALL PROJECTION WEST WALL | INTRODUCTION BY DAVID YIP



OPTION A A floor standing plinth (not existing to check what WG have in stock) consideration to the audience obstructing the projector throw. Please note that the cable running to the projector would need to come from an outer wall, discussed with WG using existing WG mats to cover this.

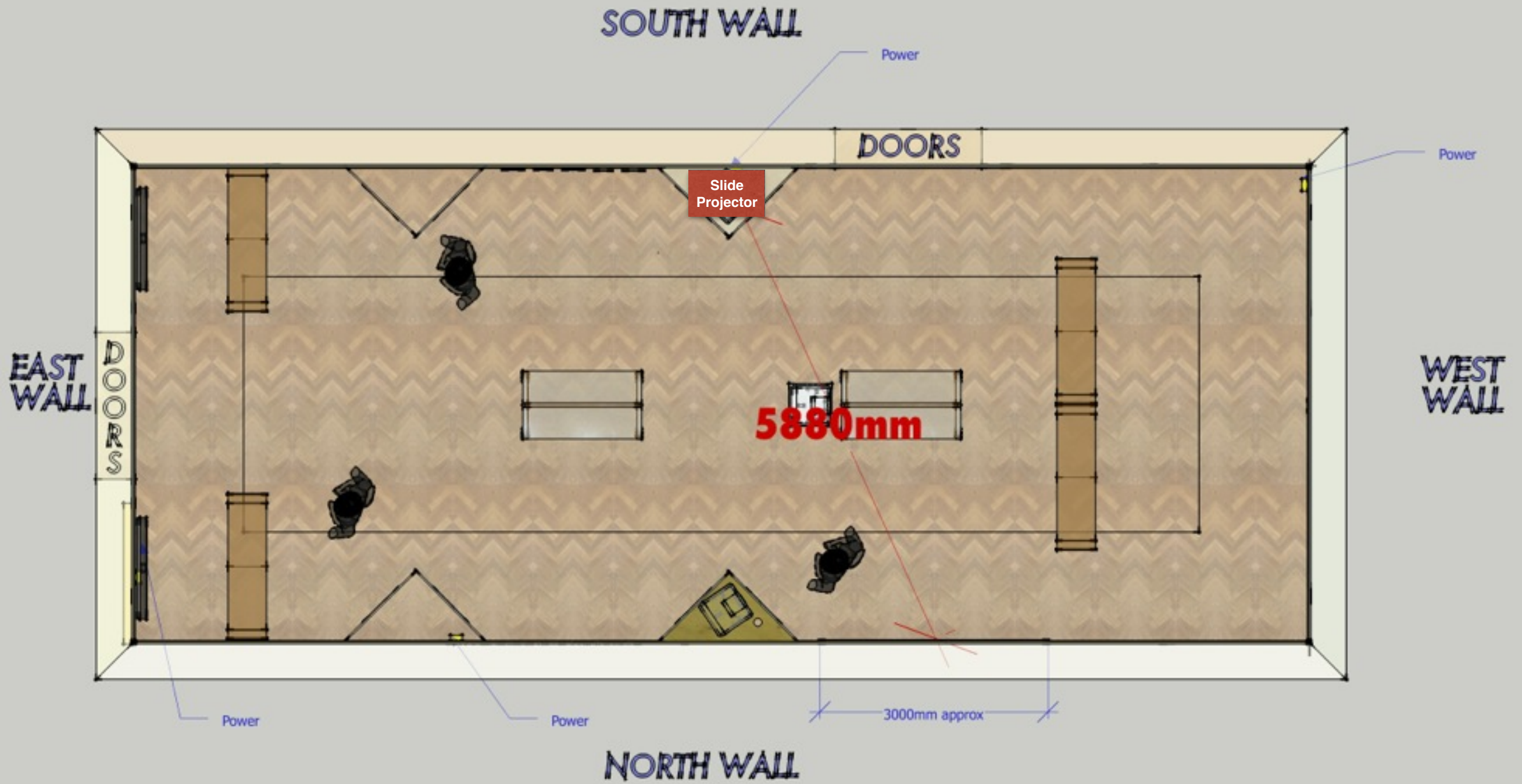
OPTION B Secondly on top of one of the Triangular Prism display boards. More discreet option. Need to check projector throw for distance and appropriate key stoning from this extreme angle.

3D RENDER | SLIDE SHOW | BERT HARDY PHOTOGRAPHS | MARITIME MUSEUM SHIPPING POSTERS

1. Showing the Maritime Museum Shipping Posters alongside 5 Bert Hardy photos.
2. Position of projector on top of one of the Triangular Prism display boards. Again need to check projector throw and angles.
3. No extra physical information panel. Any explanation within the footage being projected.



4. DRAGONS OF THE POOL | SLIDE SHOW | BERT HARDY | MARITIME MUSEUM POSTERS

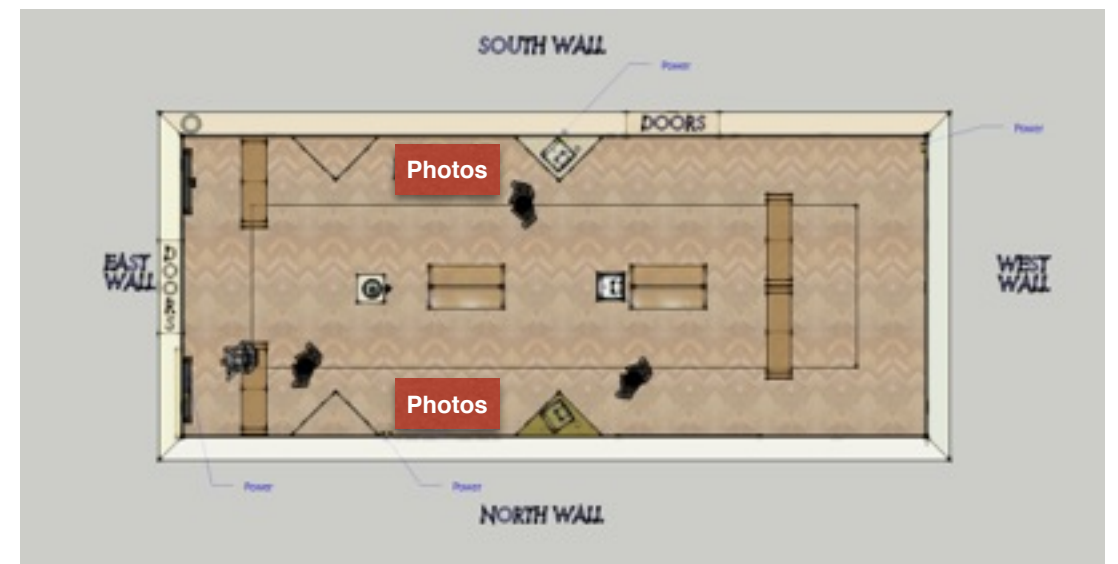


4. DRAGONS OF THE POOL | SLIDE SHOW | BERT HARDY | MARITIME MUSEUM POSTERS



3D RENDER | BERT HARDY PHOTOGRAPHS

1. Mounted and framed by WG.
2. WG Can all the frames be Portrait with landscape and portrait apertures in the mounts? (See image left) Or are the mounts already cut and we need the landscape frames to match the landscape images?
3. ODM looking at display configuration options when we have final selection.
4. To be mounted on the two central opposing walls, in zones created by the triangular prisms.
5. Awaiting final image selection.
6. Supporting Info Panel size A1. RF - overs seeing this

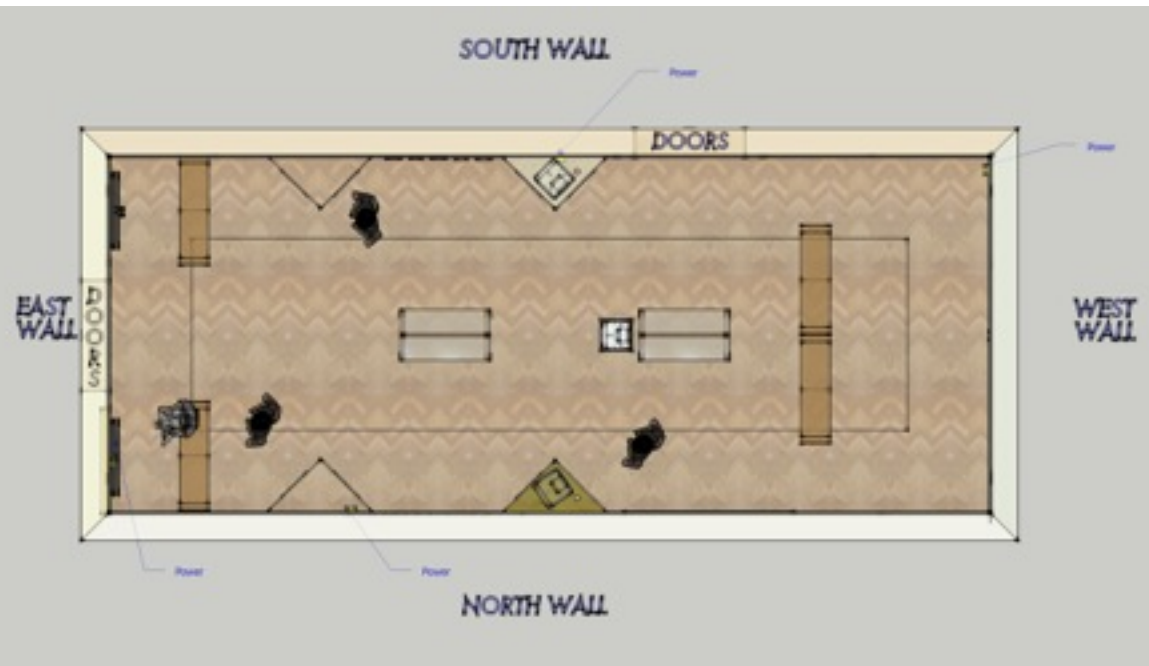


5. DRAGONS OF THE POOL | 15 PHOTOGRAPHIC PRINTS | BERT HARDY | OPEN EYE GALLERY



5. DRAGONS OF THE POOL | 15 PHOTOGRAPHIC PRINTS | BERT HARDY | OPEN EYE GALLERY

contact@oliviadumonceau.com | www.oliviadumonceau.com



3D RENDER | FREE STANDING COAT & HAT MANNEQUINS

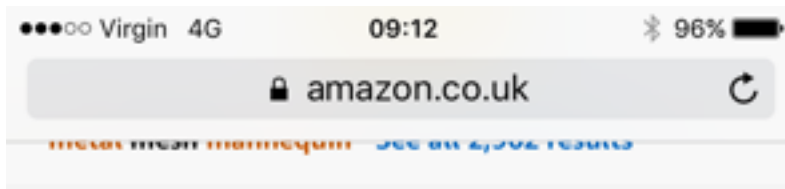
1. ODM Sorting
2. 3 in total
3. RF has sourced Speakers, we discussed having these detachable for charging but not vulnerable for theft.
4. Atmospheric lighting to allow the sculptures to have the appropriate visual tone.
5. Exact final positioning of the three figures to be decided on site.



6. DRAGONS OF THE POOL | GREAT COAT AND TRILBY HATS | INBUILT SPEAKERS "CHINESE WHISPERS"

MOOD BOARD | FACELESS FORMS

Practically exploring ways this could be achieved and the cost that might be involved | Firstly a floor standing frame that is sturdy and minimal, we might need to fix this to a base | A body form that could be a wire frame, or black plastic we could coat this with a black jersey material that doesn't reflect the light. The arms might also need padding depending on the bust | The hat would ideally appear to be floating, we could suspend this with fishing wire or have a simple discreet but visible pole that extends from the torso. The hat would also need padding to keep its shape | looking at cost below it might be worth looking at what one complete figure costs and multiplying this to fit the budget approx 3 or 4 figures max.



Songmics Vintage Lace Style female Mannequin Torso adjustable Height about 112...
by Songmics

£28.99 ✓prime

Get it by Tomorrow, Dec 1

★★★★★ (9)



Songmics Vintage Lace Style female Mannequin Torso adjustable Height about 112...
by Songmics

£27.99 ✓prime

Get it by Tomorrow, Dec 1



Full Male Mannequin Torso Bust Display Body Form with Back - BLACK
Brand new

£24.99
+ £8.50 postage
Click & Collect
55 Sold



Half Male Body Form Torso Dummy Display Bust Mannequin with Stand/ Base: 5 opt
Brand new

£114.99
+ £2.49 postage
Click & Collect
112 Sold

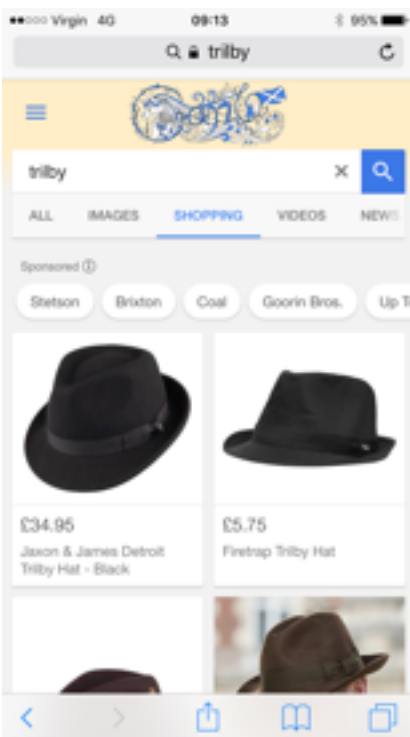


Male Mannequin Full Body Display Dummy Shop Fittings Retail Realistic Flexible
Brand new

£84.95
Free postage



FULL MALE MANNEQUIN DISPLAY TORSO/ BUST/ BODY



Description

Seller assumes all responsibility for this listing.

Item specifics

Condition: Used: An item that has been previously used. See description of ... [Read more](#)

Country/ Organization: Great Britain

Here is my grandfather's WW2 great coat. He was a Colonel in the Royal Tailored from Crombie cloth by JG Plumb of Westminster, this coat is in. There is a little damage to the button holes as shown, some tearing to the. Labeled as 38L. Measurements are so:

Hat £15 - £40 per hat

If we bought a more contemporary hat, I could do some distressing to make it appear vintage.

Coat £40 - £60 per coat

These would need to be authentic much harder to cheat just with distressing.

Floor stand

upwards of £100 approx per form

I can source different components at a cheaper price the main issue is it being sturdy and discreet and not looking like a tacky shop mannequin.

Bust

Padding fishing / wire / jersey / paint

£15 approx per form


depends on what is needed

3D RENDER | 52" SCREENS

- 1. 2 x 52" SCREENS
- 2. WG to discuss power and running cables and suitable wall brackets.
- 3. We discussed curly wires for headphones and hooks to hang them onto.
- 4. 2x WG benches to sit and watch from.



7. DRAGONS OF THE POOL | 4 TO 8 ADDITIONAL PROFILES | 52" FLAT SCREENS



SKETCHES | BOOK COVER

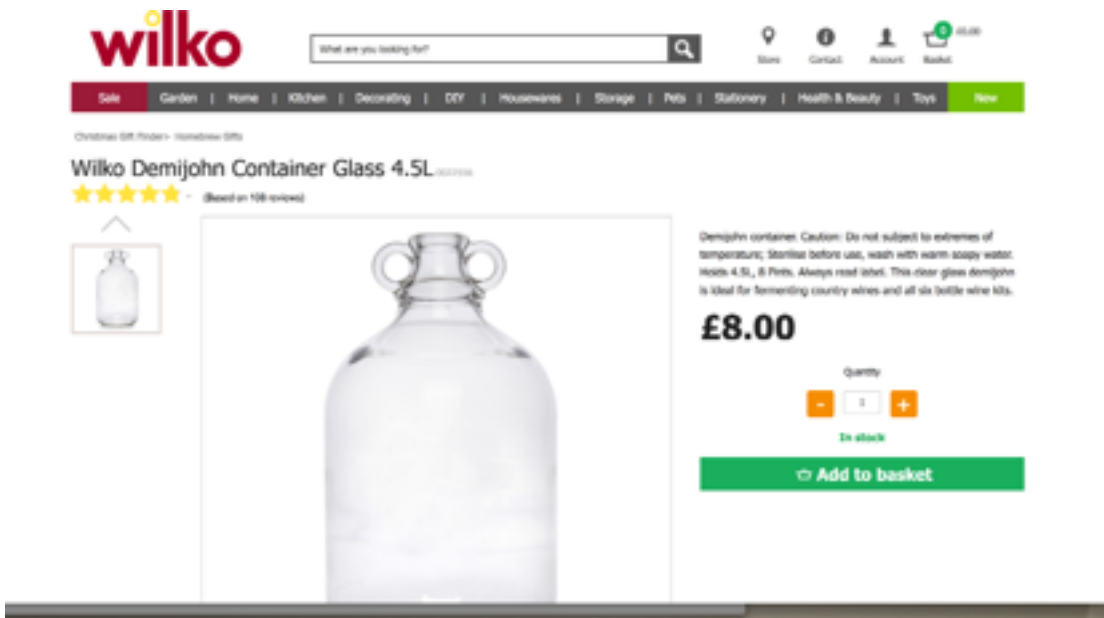
1. UNDER REVIEW.

8. DRAGONS OF THE POOL | BOOK COVER

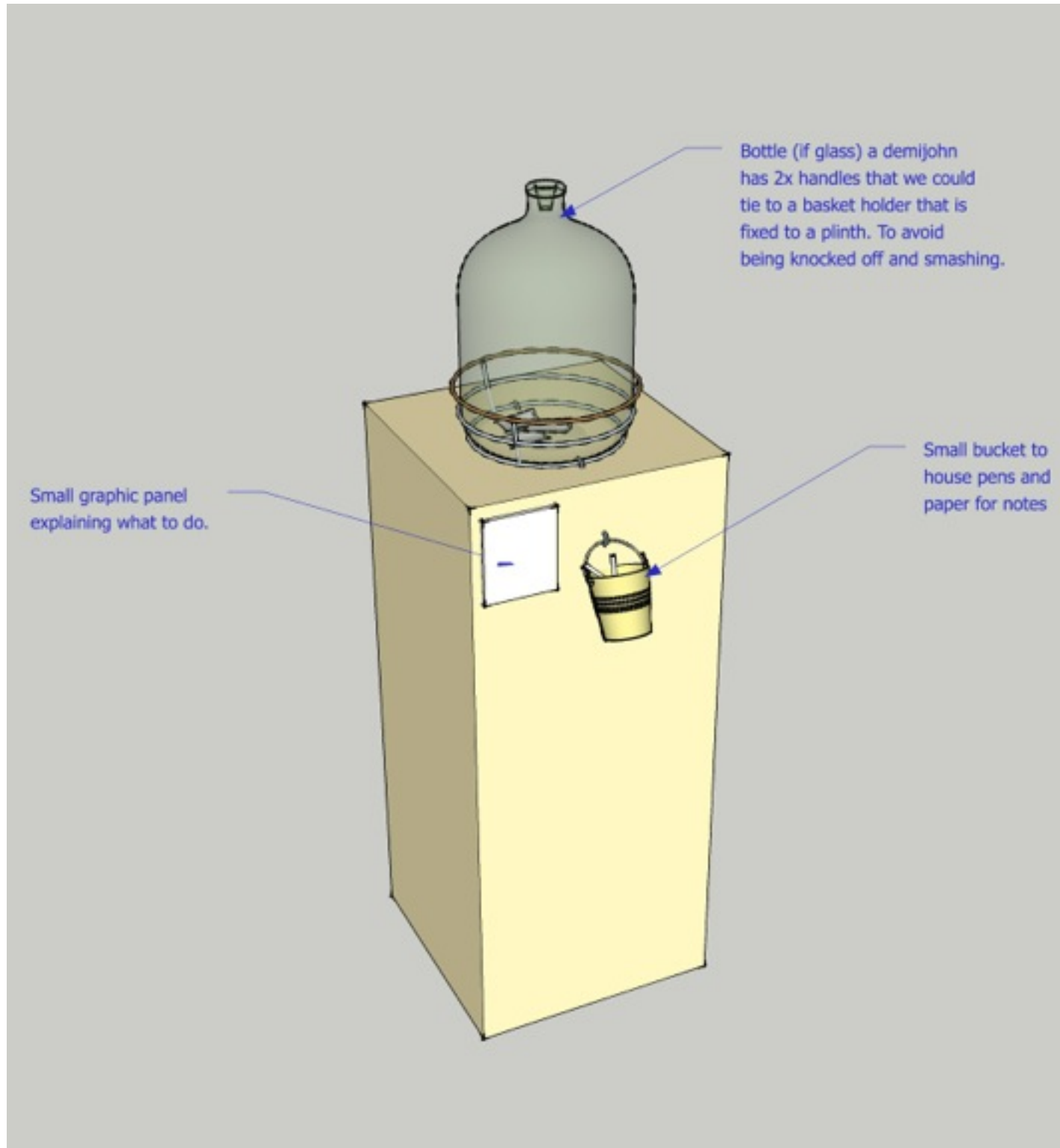
contact@oliviadumonceau.com | www.oliviadumonceau.com

AUDIENCE FEEDBACK BOTTLE / BOOK DISPLAY

1. To research into a potentially plastic bottle with notes and pens that people can respond to
2. What this sits on. How it is displayed to explore. Any supporting graphic panels needed.
3. Book display options and supporting graphic panel.
4. Positioning on both of these items within the exhibition currently we are favouring something central to the space.



AUDIENCE FEEDBACK BOTTLE / BOOK DISPLAY



8. DRAGONS OF THE POOL | BOTTLE FEEDBACK