

# Edge Hill University

## Ally – Course Level Report.

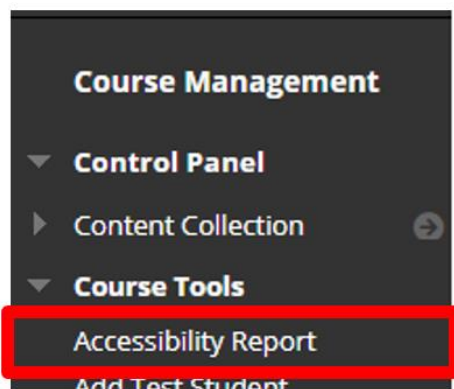
Using Ally Course Report to priorities course content fixes.

# Blackboard Course Level Report

Ally's Course Accessibility Report has been switched on for all courses, the report allows you to see the big picture and specific details about the accessibility of your course content.

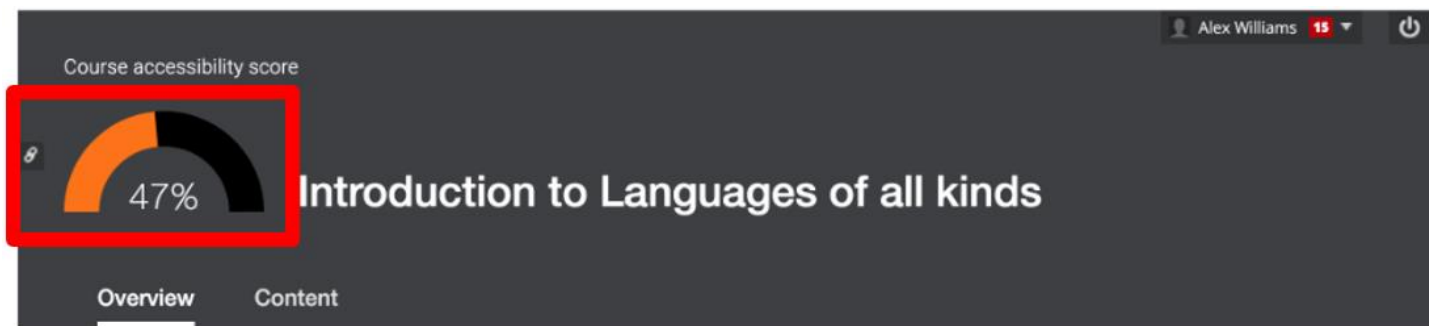
## How to access the Ally Course Report.

To access the Course Accessibility Report, go to your course **Control Panel**, select **Course Tools**, and select **Course Report**.



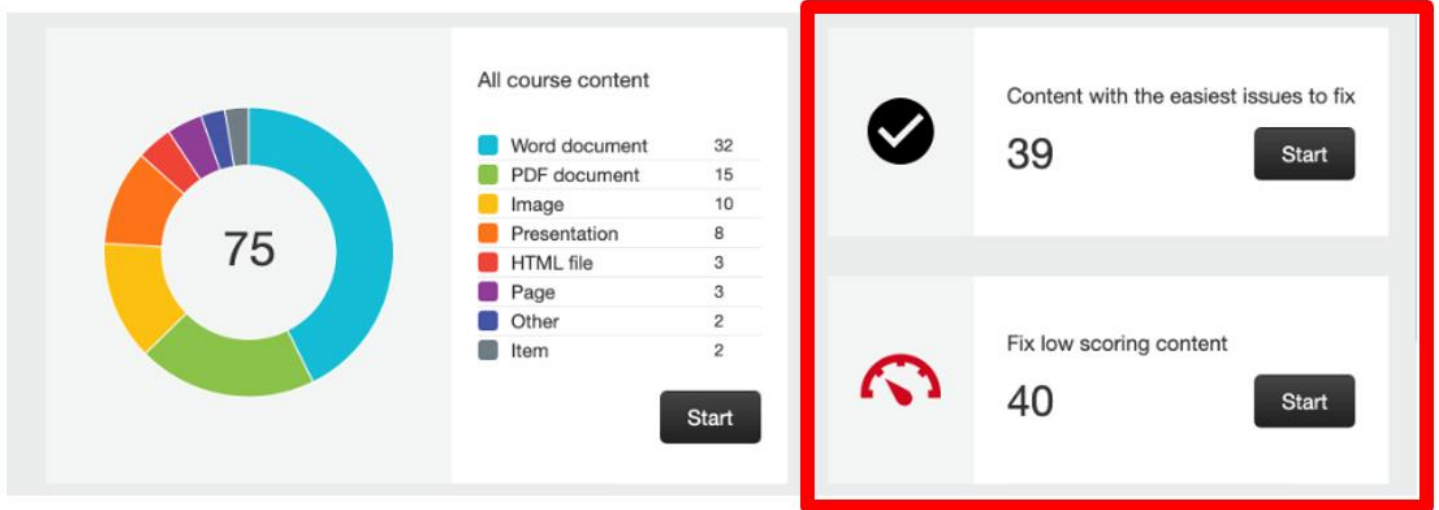
## Accessibility Scores

At the top of the report is an accessibility score for the entire course. Scores range from Low to Perfect. The higher the score the fewer the issues.



## Prioritising Content Fixes

The course accessibility report also provides some help with prioritisation and will show different options such “Content that’s easiest to fix” and “Content with most severe issues” depending on the content in the course.



## Remaining Issues

Ally will list your remaining issues in order of priority. Severe issues will be listed first and minor issues will be listed last. Ally determines the severity of the issues by the impact on students, how often the issue occurs, and the accessibility score.

### Remaining issues

Severity	Issue	Content affected
⚠	The document has tables that don't have any headers	2
⚠	The HTML content has contrast issues	2
⚠	The image does not have a description	1

Previous

1

Next