


## Your Personal User Overview

*This feature is available to personal users*

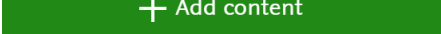
### Contents

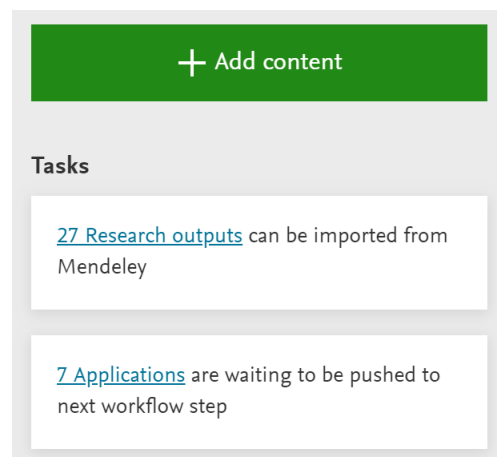
Add content & tasks/notifications.....	1
Researcher profile information.....	2
PlumX metrics.....	2
Content inventory.....	2
Outputs proposed for the REF.....	2
Projects, applications and awards.....	3
Teaching and supervision.....	3
Research network.....	4

The personal user overview is normally the first screen you see after logging in to Pure. It helps you access, explore and add your content to Pure.

You can find your way back to the overview by clicking  along the top of the screen.

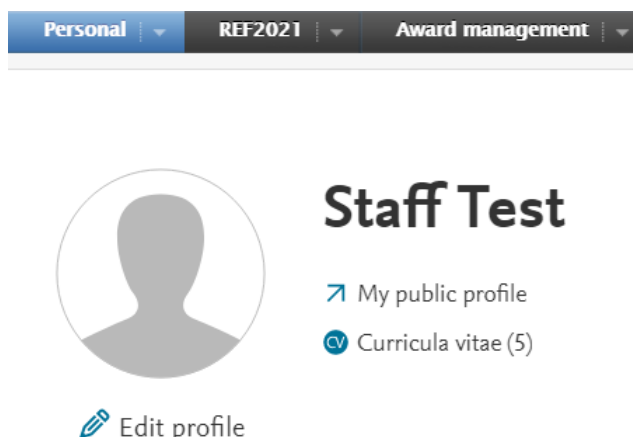
### Add content & tasks/notifications

- On the right-hand side of the screen is .
- This opens the [submission guide](#) and is the quickest way to create new content.
- Below this is your tasks and notifications pane. Here you will find messages from Pure about your content or any actions pending for you.
- Click on the links in these messages to be taken to the relevant screen.
- You can [update](#) your task and notification (and e-mail) settings by clicking on your username at the top of the screen.



## Researcher profile information

- The first information on the page displays your name and profile picture, along with:
  - o A link to your public profile.
  - o Links to any CVs you have created.
  - o Your ORCID (if you have added it to your profile).
  - o A link to [edit your profile](#).



## PlumX metrics

- If any of your outputs in Pure have PlumX metrics associated with them, they will be summarised to the right of your profile information.






Sum of PlumX metrics for 80 of your 88 research outputs in Pure and updates since last login date.

[Read more about PlumX](#) [View research outputs with PlumX data](#)

- Changes to the metrics between logins are displayed in smaller text above each metric.
- Clicking on the *Read more...* link below the metrics will take you to information on what each one means.

## Content inventory

- This is located below your profile information and gives you a count of each type and sub-type of your content.
- Excludes projects, applications and awards, and student theses (see below).
- Clicking on any one of these will take you to that content type.

 Research outputs (4)	 Activities (1)	 Impacts (1)
Article	Invited talk	Impact
4	1	1

## Outputs proposed for the REF

- This section lets you:
  - o Propose outputs for the REF
  - o See which outputs have been proposed by/for you.

Propose research outputs for REF2021

- Links here take you to the [Propose research outputs for REF2021](#) section in your profile editor.

### Outputs proposed for REF2021 by you (or on your behalf)

[+](#) Propose new research outputs or modify existing selections

1<sup>st</sup> **\_Test output**  
 Predicted grade: n/g  
 Research output: Contribution to journal > Article > Research > peer-review

Note: The REF2021 submission may include more of your research outputs if they were proposed by your co-authors. Depending on their workflow state, you may be able to alter their ranking and add proposal text (your reason for proposing, your contribution as co-author etc.).

## Projects, applications and awards

- You will get a timeline for [each project that you create in Pure](#) with a start and end date. If there are no dates, the project title and related content markers will appear in the timeline area but there will be no line.
- Clicking on each timeline lets you see more detail on that project and some of the content related to it at the point that related content appeared in the project.
- Below the project timelines are inventories for applications, awards and projects.

Projects

<b>Applications (21)</b> Ongoing £13,400.00	<b>Awards (8)</b> Running £100,000.00	<b>Projects (2)</b> Active 2
---	---	------------------------------------

## Teaching and supervision

If we have added you as a supervisor to any current students' person profiles, the students will be listed by name on your overview page.

If we have separately added you as a supervisor on a student's thesis, you will see a thesis inventory here as well.

My supervision

**My current students and staff**

**Student Test**  
 First/primary/lead supervisor  
 PhD  
 Project title: **Test Project Title**  
 Supervisor 100%  
 1/07/16 → ...

---

**Student theses (1)**  
 Doctoral Thesis

1

